

**Nevada Division of Health Care Financing and Policy (DHCFP)**  
**Medicaid Fee for Service -Behavioral Health**  
**Out-of-State (OOS) Residential Treatment Center (RTC) Placements for Children**  
**November 2017**

**Top 3 Diagnosis:**

--Other persistent mood [affective] disorders (F348):	54 children	27.6% of total
--Unspecified mood [affective] disorder (F39):	17 children	8.7% of total
--Bipolar disorder, unspecified (F319):	14 children	7.1% of total

**Patient Count:**

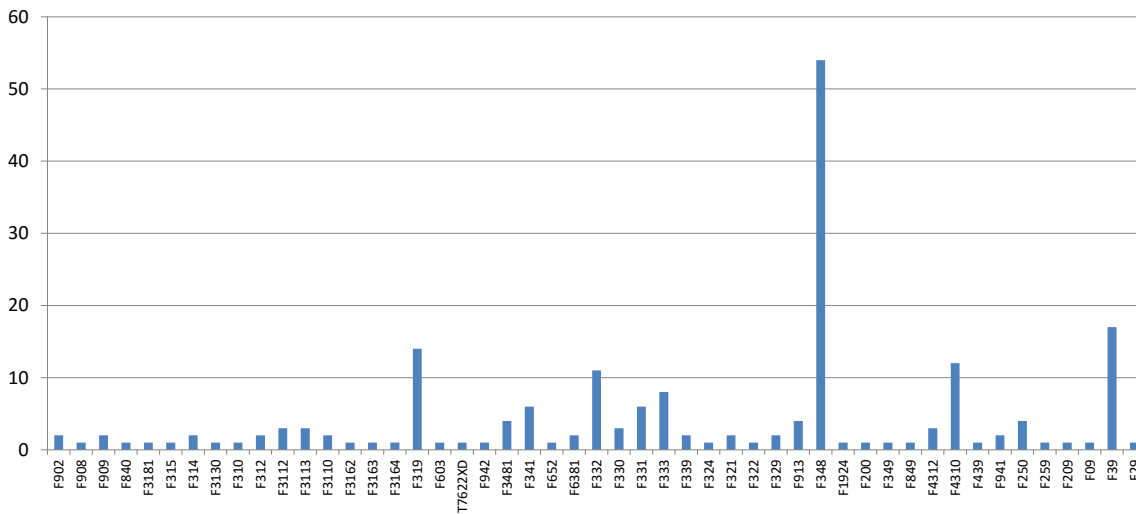
--A total of 196 children were in Out-of-State RTC placement during the month of November  
 --The average monthly OOS patient count for the previous 11 months is 208; 5.8% reduction in November

**Net Payment:**

--DHCFP paid \$1,905,164.87 for Out-of-State RTC placements in November  
 --The average monthly OOS spend for the previous 11 months is \$2,058,857; 7.4% reduction in November

For additional information, contact the BH Program Specialist at: BehavioralHealth@DHCFP.nv.gov

**Nevada Division of Health Care Financing and Policy**  
**Behavioral Health Residential Out of State Treatment Center Placements**  
**Patients by Diagnosis Principal**  
**November 2017**



The report indicates the number of out-of-state Fee for Service RTC patients.

Patients appear on this report only if the billing and/or servicing provider indicated a principle diagnosis on the submitted claim form.

Diagnosis information may or may not appear on claim forms for patients with long-term medical conditions (e.g., diabetes).

Patient counts are based upon when the service occurred and not when the service was paid.

The DHCFP data warehouse is comprised of claims data submitted by over 28,000 Medicaid providers from within Nevada and across the country. While DHCFP staff conscientiously make their best efforts to validate this data through continuous provider education and the use of a highly experienced audit staff, the Division heavily relies on its providers to submit accurate and complete information on our Medicaid patients. It should therefore be understood by the users of DHCFP reports on disease morbidity and patient health that the data source for these reports is based solely on patient claims data and may not be a complete and comprehensive health record.

Diagnosis Code Principal	Diagnosis Principal
F902	Attention-deficit hyperactivity disorder, combined type
F908	Attention-deficit hyperactivity disorder, other type
F909	Attention-deficit hyperactivity disorder, unspecified type
F840	Autistic disorder
F3181	Bipolar II disorder
F315	Bipolar disord, current episode depressed, severe, w psychotic features
F314	Bipolar disord, current episode depressed, severe, w/o psychotic feature
F3130	Bipolar disorder, current episode depressed, mild or moderate, unsp
F310	Bipolar disorder, current episode hypomanic
F312	Bipolar disorder, current episode manic severe with psychotic features
F3112	Bipolar disorder, current episode manic w/o psychotic features, moderate
F3113	Bipolar disorder, current episode manic w/o psychotic features, severe
F3110	Bipolar disorder, current episode manic w/o psychotic features, unsp
F3162	Bipolar disorder, current episode mixed, moderate
F3163	Bipolar disorder, current episode mixed, severe, w/o psychotic features
F3164	Bipolar disorder, current episode mixed, severe, with psychotic features
F319	Bipolar disorder, unspecified
F603	Borderline personality disorder
T7622XD	Child sexual abuse, suspected, subsequent encounter
F942	Disinhibited attachment disorder of childhood
F3481	Disruptive mood dysregulation disorder
F341	Dysthymic disorder
F652	Exhibitionism
F6381	Intermittent explosive disorder
F332	Major depressive disorder, recurrent severe without psychotic features
F330	Major depressive disorder, recurrent, mild
F331	Major depressive disorder, recurrent, moderate
F333	Major depressive disorder, recurrent, severe with psychotic symptoms
F339	Major depressive disorder, recurrent, unspecified
F324	Major depressive disorder, single episode, in partial remission
F321	Major depressive disorder, single episode, moderate
F322	Major depressive disorder, single episode, severe w/o psychotic features
F329	Major depressive disorder, single episode, unspecified
F913	Oppositional defiant disorder
F348	Other persistent mood [affective] disorders
F1924	Other psychoactive subst dependence w psychoactive-induced mood disorder
F200	Paranoid schizophrenia
F349	Persistent mood [affective] disorder, unspecified
F849	Pervasive developmental disorder, unspecified
F4312	Post-traumatic stress disorder, chronic
F4310	Post-traumatic stress disorder, unspecified
F439	Reaction to severe stress, unspecified
F941	Reactive attachment disorder of childhood
F250	Schizoaffective disorder, bipolar type
F259	Schizoaffective disorder, unspecified
F209	Schizophrenia, unspecified
F09	Unspecified mental disorder due to known physiological condition
F39	Unspecified mood [affective] disorder
F29	Unspecified psychosis not due to substance or known physio condition

**Nevada Division of Health Care Financing and Policy**  
**Medicaid Fee for Service - Behavioral Health**  
**Out-of-State Residential Treatment Center Placements for Children**

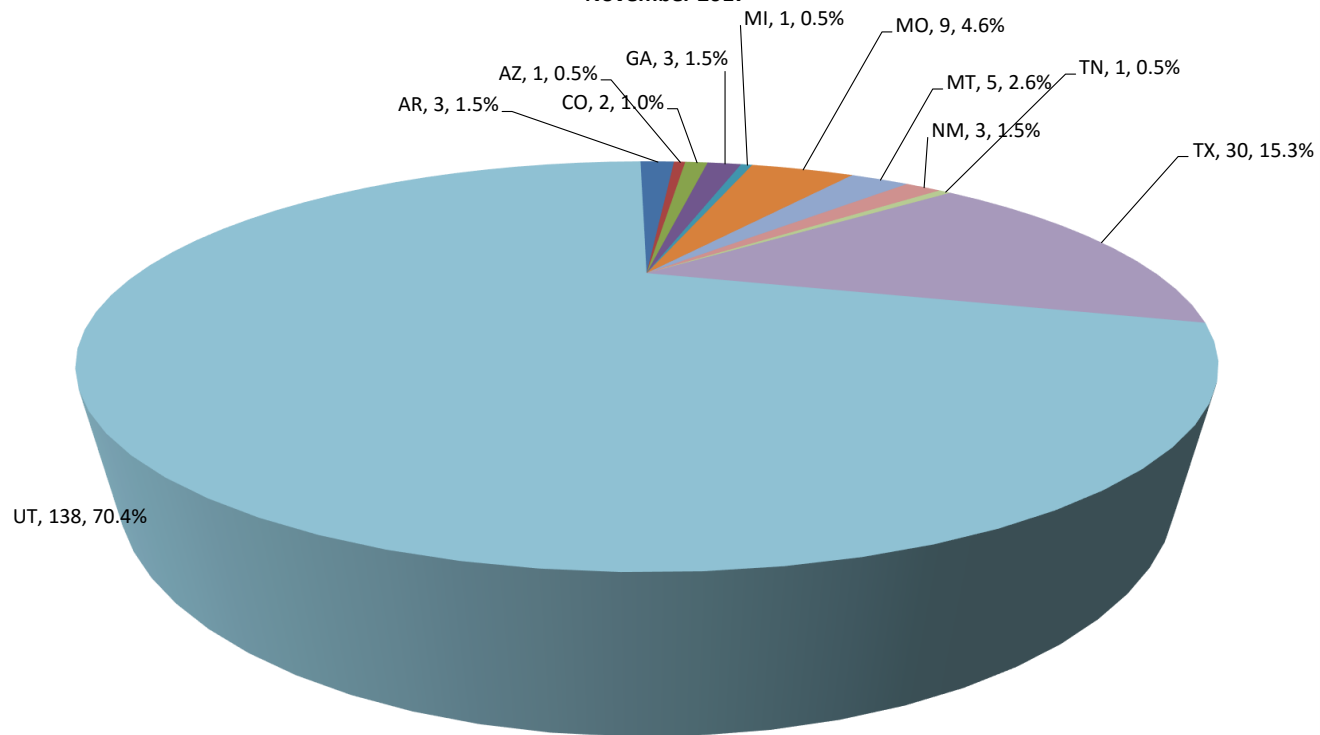
Subsets		161004 OOS RTC Enrollees														
		Patients														
		Nov 2017														
		AR	AZ	CO	GA	MI	MO	MT	NM	TN	TX	UT	Total			
Time Period: Incurred Month	Provider State Code	Diagnosis Principal	Diagnosis Code Principal													
Attention-deficit hyperactivity disorder, combined type	F902	0	0	0	0	0	1	0	0	0	0	1	2			
Attention-deficit hyperactivity disorder, other type	F908	0	0	1	0	0	0	0	0	0	0	0	1			
Attention-deficit hyperactivity disorder, unspecified type	F909	0	0	0	0	0	0	0	0	0	0	2	2			
Autistic disorder	F840	0	0	0	0	0	0	1	0	0	0	0	1			
Bipolar II disorder	F3181	0	0	0	0	0	0	0	0	0	0	1	1			
Bipolar disord, current episode depressed, severe, w psychotic features	F315	0	0	0	0	0	0	0	0	0	0	1	1			
Bipolar disord, current episode depressed, severe, w/o psychotic feature	F314	0	0	0	0	0	0	0	0	0	0	2	2			
Bipolar disorder, current episode depressed, mild or moderate, unspec	F3130	0	0	0	0	0	0	0	0	0	0	1	1			
Bipolar disorder, current episode hypomanic	F310	0	0	0	0	0	0	0	0	0	0	1	1			
Bipolar disorder, current episode manic severe with psychotic features	F312	0	0	0	0	0	0	1	0	0	0	1	2			
Bipolar disorder, current episode manic w/o psychotic features, moderate	F3112	0	0	0	0	0	0	0	0	0	0	3	3			
Bipolar disorder, current episode manic w/o psychotic features, severe	F3113	0	0	0	1	0	1	0	0	0	0	1	3			
Bipolar disorder, current episode manic w/o psychotic features, unspec	F3110	0	0	0	0	0	0	0	0	0	0	2	2			
Bipolar disorder, current episode mixed, moderate	F3162	0	0	0	0	0	0	0	0	0	0	1	1			
Bipolar disorder, current episode mixed, severe, w/o psychotic features	F3163	0	0	0	0	0	0	0	0	0	0	1	1			
Bipolar disorder, current episode mixed, severe, with psychotic features	F3164	0	0	0	0	0	0	0	0	0	0	1	1			
Bipolar disorder, unspecified	F319	0	0	0	0	0	0	0	0	0	3	11	14			
Borderline personality disorder	F603	0	0	1	0	0	0	0	0	0	0	0	1			
Child sexual abuse, suspected, subsequent encounter	T7622XD	0	0	0	0	0	0	0	0	1	0	0	1			
Disinhibited attachment disorder of childhood	F942	0	0	0	0	0	0	1	0	0	0	0	1			
Disruptive mood dysregulation disorder	F3481	2	0	0	0	0	0	0	0	0	1	1	4			
Dysthymic disorder	F341	0	0	0	0	0	0	0	0	0	2	4	6			
Exhibitionism	F652	0	0	0	1	0	0	0	0	0	0	0	1			
Intermittent explosive disorder	F6381	0	0	0	0	0	0	0	0	0	0	2	2			
Major depressive disorder, recurrent severe without psychotic features	F332	0	0	0	0	0	0	0	1	0	1	9	11			
Major depressive disorder, recurrent, mild	F330	0	0	0	0	0	0	0	0	0	0	3	3			
Major depressive disorder, recurrent, moderate	F331	0	0	0	0	0	0	0	0	0	0	6	6			
Major depressive disorder, recurrent, severe with psychotic symptoms	F333	0	0	0	0	0	0	0	0	0	0	8	8			
Major depressive disorder, recurrent, unspecified	F339	0	0	0	0	0	0	0	0	0	0	2	2			
Major depressive disorder, single episode, in partial remission	F324	0	0	0	0	0	0	0	0	0	0	1	1			
Major depressive disorder, single episode, moderate	F321	0	0	0	0	0	0	0	0	0	0	2	2			
Major depressive disorder, single episode, severe w/o psychotic features	F322	0	0	0	0	0	0	0	0	0	0	1	1			
Major depressive disorder, single episode, unspecified	F329	0	0	0	0	0	0	0	0	0	2	0	2			
Oppositional defiant disorder	F913	0	0	0	1	1	0	0	0	0	0	2	4			
Other persistent mood [affective] disorders	F348	0	0	0	0	0	3	0	1	0	19	31	54			
Other psychoactive subst dependence w psychoactive-induced mood disorder	F1924	0	0	0	0	0	0	0	0	0	0	1	1			
Paranoid schizophrenia	F200	0	0	0	0	0	0	0	0	0	0	1	1			
Persistent mood [affective] disorder, unspecified	F349	0	0	0	0	0	1	0	0	0	0	0	1			
Pervasive developmental disorder, unspecified	F849	0	0	0	0	0	0	0	0	0	1	0	1			
Post-traumatic stress disorder, chronic	F4312	0	0	0	0	0	0	0	0	0	0	3	3			
Post-traumatic stress disorder, unspecified	F4310	0	1	0	0	0	1	2	0	0	0	8	12			
Reaction to severe stress, unspecified	F439	1	0	0	0	0	0	0	0	0	0	0	1			
Reactive attachment disorder of childhood	F941	0	0	0	0	0	1	0	0	0	0	1	2			
Schizoaffective disorder, bipolar type	F250	0	0	0	0	0	0	0	0	0	0	4	4			
Schizoaffective disorder, unspecified	F259	0	0	0	0	0	1	0	0	0	0	0	1			
Schizophrenia, unspecified	F209	0	0	0	0	0	0	0	0	0	0	1	1			
Unspecified mental disorder due to known physiological condition	F09	0	0	0	0	0	0	0	0	0	1	0	1			
Unspecified mood [affective] disorder	F39	0	0	0	0	0	0	0	1	0	0	16	17			
Unspecified psychosis not due to substance or known physio condition	F29	0	0	0	0	0	0	0	0	0	0	1	1			
		Total	3	1	2	3	1	9	5	3	1	30	138	196		

The report indicates the number of out-of-state Fee for Service RTC patients. Patients appear on this report only if the billing and/or servicing provider indicated a principle diagnosis on the submitted claim form. Diagnosis information may or may not appear on claim forms for patients with long-term medical conditions (e.g., diabetes). Patient counts are based upon when the service occurred and not when the service was paid.

The DHCFP data warehouse is comprised of claims data submitted by over 28,000 Medicaid providers from within Nevada and across the country. While DHCFP staff conscientiously make their best efforts to validate this data through continuous provider education and the use of a highly experienced audit staff, the Division heavily relies on its providers to submit accurate and complete information on our Medicaid patients. It should therefore be understood by the users of DHCFP reports on disease morbidity and patient health that the data source for these reports is based solely on patient claims data and may not be a complete and comprehensive health record.

Total Patient Count may contain duplications (i.e. patients may have more than one primary diagnosis within the timeframe specified)

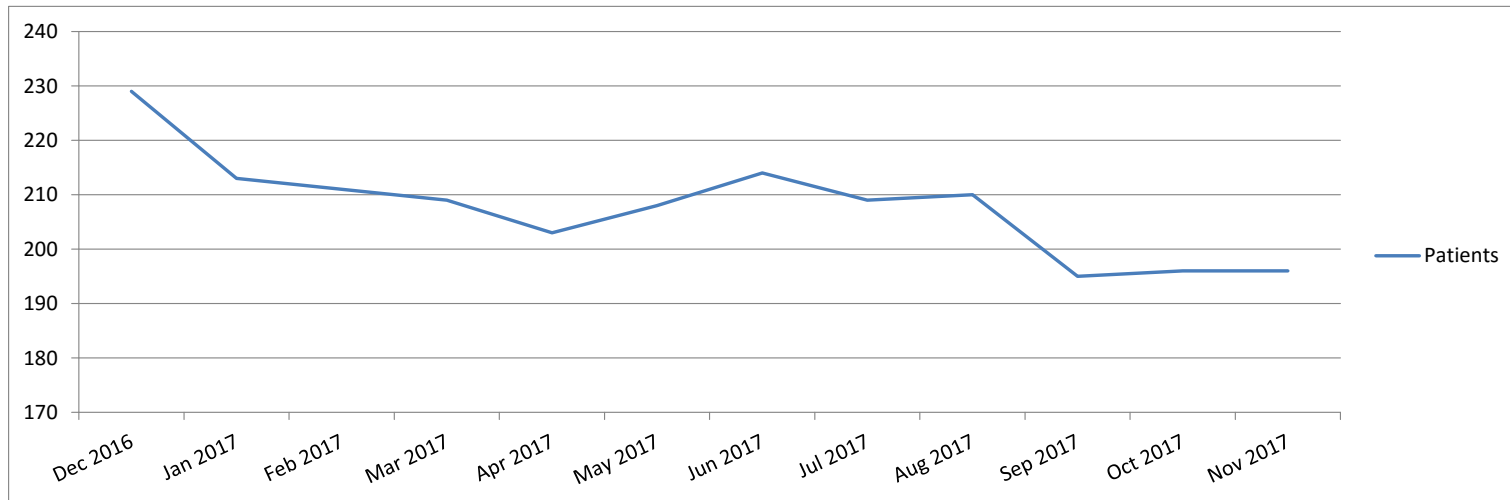
**Nevada Division of Health Care Financing and Policy  
Medicaid Fee for Service - Behavioral Health  
Out-of-State Residential Treatment Center Placements for Children  
November 2017**



The DHCFP data warehouse is comprised of claims data submitted by over 28,000 Medicaid providers from within Nevada and across the country. While DHCFP staff conscientiously make their best efforts to validate this data through continuous provider education and the use of a highly experienced audit staff, the Division heavily relies on its providers to submit accurate and complete information on our Medicaid patients. It should therefore be understood by the users of DHCFP reports on disease morbidity and patient health that the data source for these reports is based solely on patient claims data and may not be a complete and comprehensive health record.

**Nevada Division of Health Care Financing and Policy**  
**Medicaid Fee for Service - Behavioral Health**  
**Out-of-State Residential Treatment Center Placements for Children**

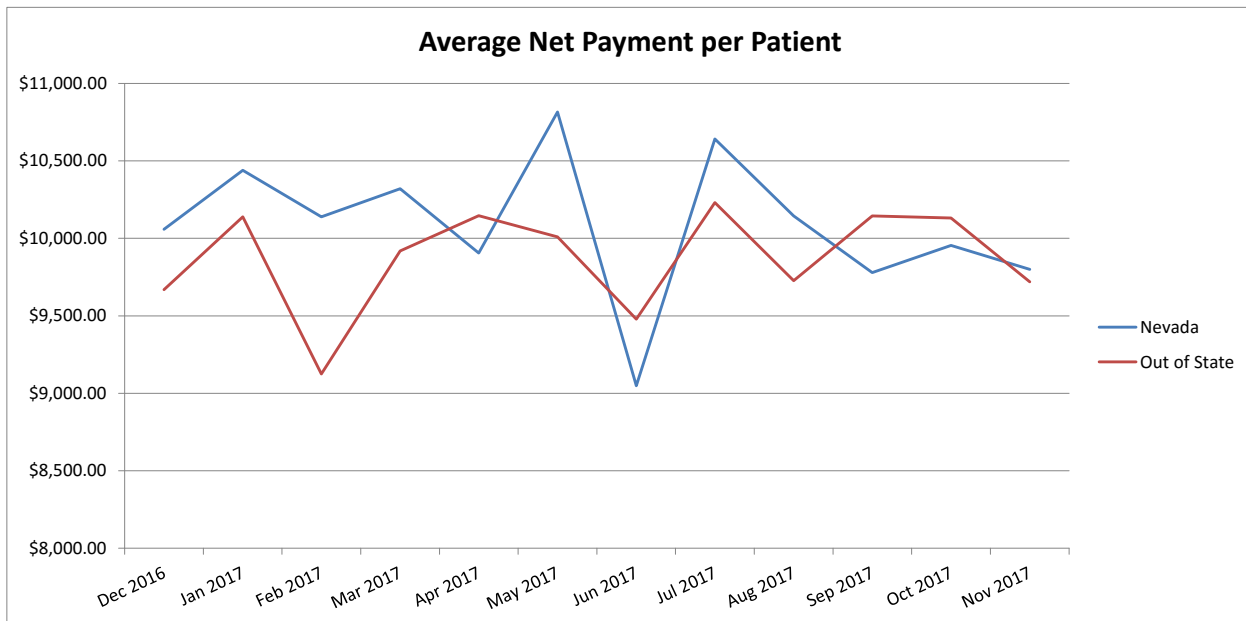
Subsets	161004 OOS RTC Enrollees																
	Patients																
	AL	AR	AZ	CO	GA	IL	IN	MI	MO	MT	NM	OR	PA	TN	TX	UT	Total
Time Period: Incurred Month																	
Dec 2016	1	4	1	11	1	1	1	4	6	5	2	1	0	2	49	140	229
Jan 2017	1	4	1	6	0	1	1	3	9	4	2	1	0	2	43	135	213
Feb 2017	1	4	1	4	0	1	1	3	7	5	2	2	0	2	41	137	211
Mar 2017	1	4	2	2	1	1	0	4	8	5	2	2	0	0	40	137	209
Apr 2017	1	3	3	1	1	1	0	4	7	5	2	2	0	1	36	136	203
May 2017	1	4	3	2	2	0	0	3	7	5	2	2	0	1	35	141	208
Jun 2017	1	3	3	4	3	0	0	3	7	5	2	2	0	2	36	143	214
Jul 2017	1	2	3	3	3	0	0	3	6	5	4	2	1	2	32	142	209
Aug 2017	1	3	3	1	3	0	0	2	7	4	4	0	1	1	29	151	210
Sep 2017	0	3	2	2	3	0	0	2	8	4	4	0	1	1	27	138	195
Oct 2017	0	3	2	2	3	0	0	3	7	5	3	0	1	1	29	137	196
Nov 2017	0	3	1	2	3	0	0	1	9	5	3	0	0	1	30	138	196



The DHCFP data warehouse is comprised of claims data submitted by over 28,000 Medicaid providers from within Nevada and across the country. While DHCFP staff conscientiously make their best efforts to validate this data through continuous provider education and the use of a highly experienced audit staff, the Division heavily relies on its providers to submit accurate and complete information on our Medicaid patients. It should therefore be understood by the users of DHCFP reports on disease morbidity and patient health that the data source for these reports is based solely on patient claims data and may not be a complete and comprehensive health record.

**Nevada Division of Health Care Financing and Policy**  
**Medicaid Fee for Service - Behavioral Health**  
**Out-of-State Residential Treatment Center Placements for Children**

Subsets	NV RTC Patients				Out of State RTC Patients			
	Patients	Service Count Paid	Net Payment	Net Pay Per Pat	Patients	Service Count Paid	Net Payment	Net Pay Per Pat
<b>Time Period: Incurred Month</b>								
Dec 2016	120	2,848	\$1,207,104.84	\$10,059.21	227	6,120	\$2,195,004.37	\$9,669.62
Jan 2017	105	2,599	\$1,096,073.50	\$10,438.80	212	6,056	\$2,149,366.63	\$10,138.52
Feb 2017	99	2,351	\$1,003,745.92	\$10,138.85	211	5,496	\$1,925,318.86	\$9,124.73
Mar 2017	113	2,792	\$1,166,250.30	\$10,320.80	209	5,893	\$2,072,920.11	\$9,918.28
Apr 2017	114	2,661	\$1,129,188.16	\$9,905.16	203	5,897	\$2,059,663.79	\$10,146.13
May 2017	108	2,797	\$1,168,088.38	\$10,815.63	208	5,918	\$2,081,996.71	\$10,009.60
Jun 2017	104	2,365	\$941,065.16	\$9,048.70	214	5,860	\$2,028,426.96	\$9,478.63
Jul 2017	84	2,149	\$893,926.48	\$10,641.98	208	6,059	\$2,128,028.40	\$10,230.91
Aug 2017	92	2,235	\$933,293.93	\$10,144.50	210	5,841	\$2,042,764.73	\$9,727.45
Sep 2017	95	2,242	\$929,047.67	\$9,779.45	195	5,664	\$1,978,164.47	\$10,144.43
Oct 2017	105	2,482	\$1,045,145.52	\$9,953.77	196	5,657	\$1,985,767.18	\$10,131.47
Nov 2017	98	2,291	\$960,396.73	\$9,799.97	196	5,440	\$1,905,164.87	\$9,720.23



<u>Dimension/Measure</u>	<u>Definition</u>
161004 OOS RTC Enrollees	Custom built subset that combines <b>Provider Type Claim NV Code = 63</b> (Residential Treatment Center), and <b>Provider State Code &lt;&gt; NV</b> ; excludes voided claims
Diagnosis Principal	The principal diagnosis description for a service, claim, or lab result.
Net Pay Per Pat	The average net amount paid, per patient, for all claims. It represents the amount after all pricing guidelines have been applied, and all third party, copayment, coinsurance, and deductible amounts have been subtracted.
Net Payment	The net amount paid for all claims. It represents the amount after all pricing guidelines have been applied, and all third party, copayment, coinsurance, and deductible amounts have been subtracted.
Patients	The unique count of members who received facility, professional, or pharmacy services.
Provider State Code	The current state abbreviation for the provider of service.
Provider Type Claim NV Code	The Nevada specific code for the servicing provider type on the claim record.
Service Count Paid	The sum of the units paid across professional and facility claims.